

Regione Emilia-Romagna

**"INDICE"**  
**INDice Intensità**  
**Contagio Effettivo**  
**da Covid-19**  
**Aggiornamento**  
**06/07/2020**

Rispetto a  
22/03/2020  
(=100)

**91.7**  
(-8.3%)

**97.7**  
(-2.3%)

**96.6**  
(-3.4%)

**129.8**  
(+29.8%)

**44.1**  
(-55.9%)

Rispetto al  
valore di picco  
(=100)

**75.2**  
(-24.8%)  
**Picco in data**  
**15/04/20**

**52.4**  
(-47.6%)  
**Picco in data**  
**30/03/20**

**65.8**  
(-34.2%)  
**Picco in data**  
**07/04/20**

**80.0**  
(-20.0%)  
**Picco in data**  
**13/04/20**

**38.9**  
(-61.1%)  
**Picco in data**  
**29/03/20**

Rispetto al  
giorno  
precedente

**+0.3%**

**+0.3%**

**+0.4%**

**+0.4%**

**+0.1%**



# Variazione giornaliera dell'intensità del contagio (%).

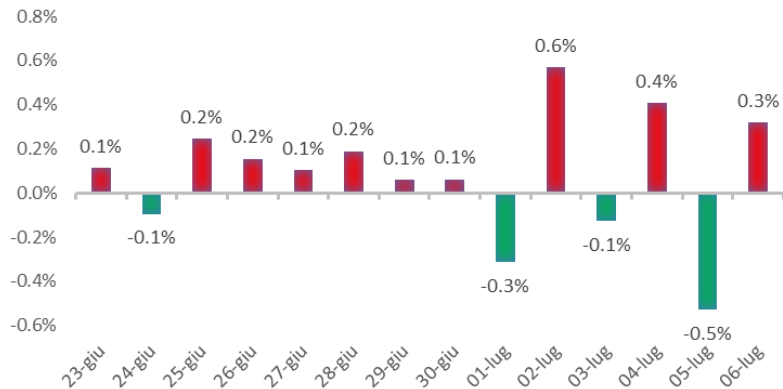
"INDICE"

INDice Intensità Contagio

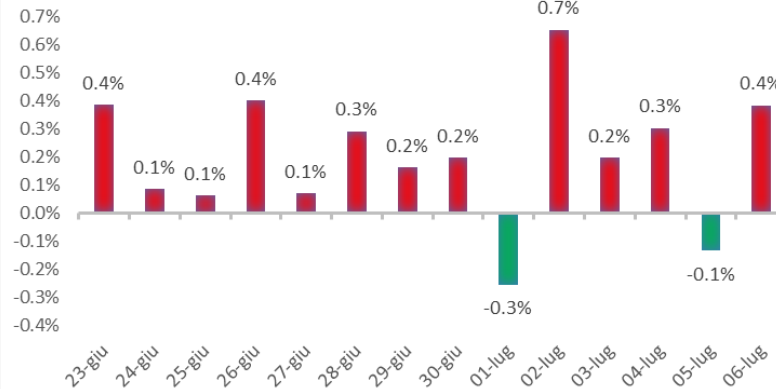
Effettivo da Covid-19

Aggiornamento 06/07/2020

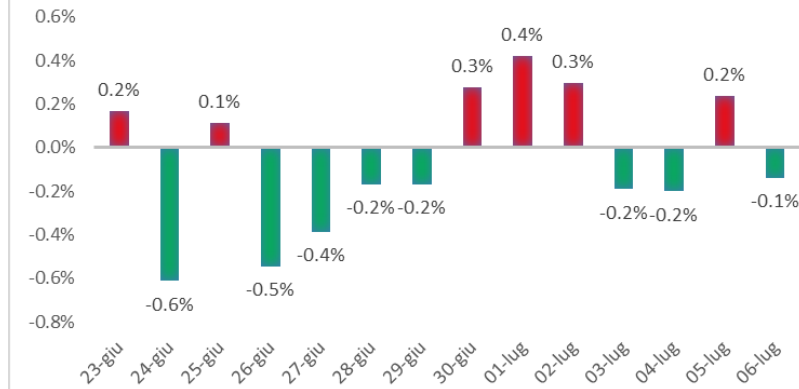
## ITALIA



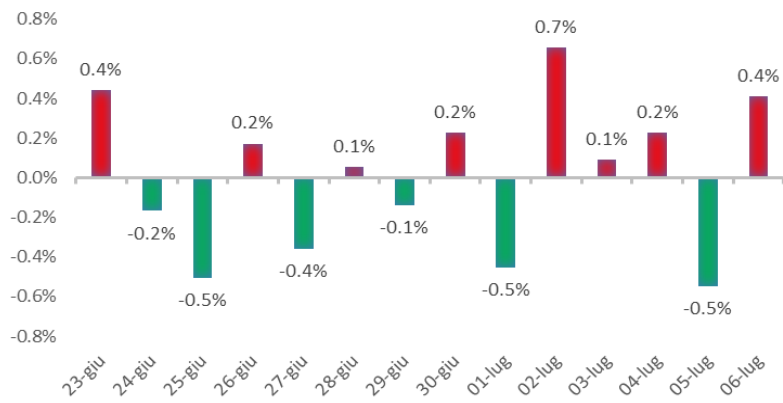
## LOMBARDIA



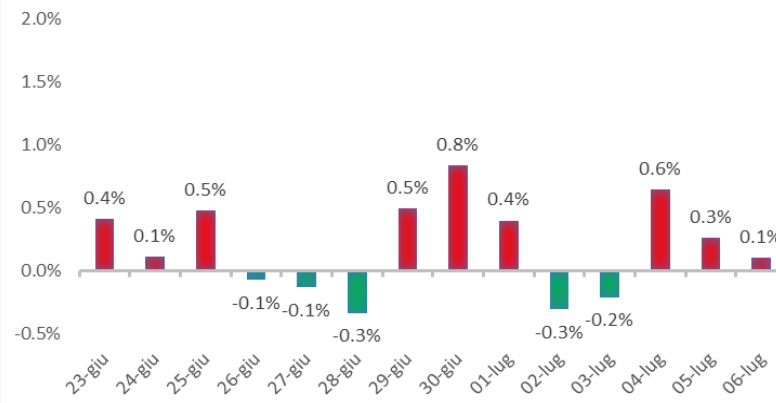
## LIGURIA



## PIEMONTE



## EMILIA ROMAGNA



## ROMAGNA (FORLÌ-CESENA, RAVENNA, RIMINI)

