

**"INDICE"**  
**INDice Intensità**  
**Contagio Effettivo**  
**da Covid-19**  
**Aggiornamento**  
**28/05/2020**

Rispetto a  
22/03/2020  
(=100)

**86.9**  
(-13.1%)

**87.7**  
(-12.3%)

**87.6**  
(-12.4%)

**127.1**  
(+27.1%)

**44.8**  
(-55.2%)

Rispetto al  
valore di  
picco (=100)

**71.3**  
(-28.7%)  
**Picco in data**  
**15/04/20**

**47.0**  
(-53.0%)  
**Picco in data**  
**30/03/20**

**59.7**  
(-40.3%)  
**Picco in data**  
**07/04/20**

**78.3**  
(-21.7%)  
**Picco in data**  
**13/04/20**

**39.6**  
(-60.4%)  
**Picco in data**  
**29/03/20**

Rispetto al  
27/05/2020

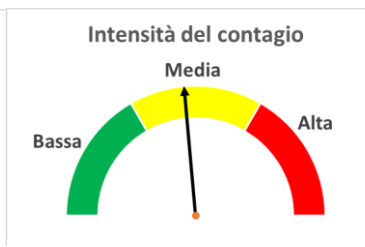
**-0.4%**

**+0.2%**

**+0.7%**

**+0.4%**

**+0.3%**

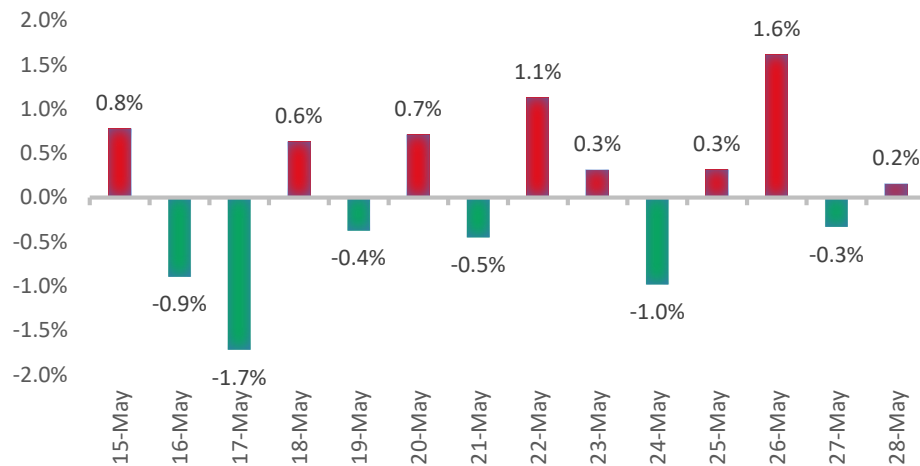


**"INDICE"**  
INDice Intensità  
Contagio Effettivo da  
Covid-19

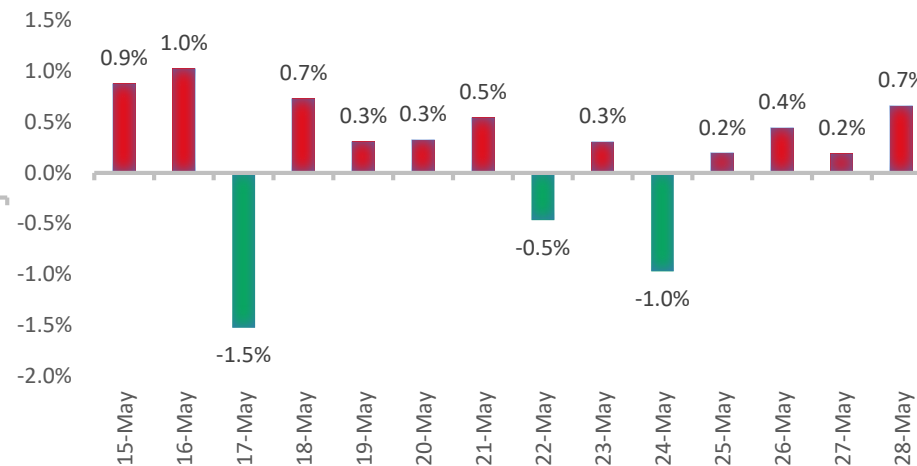
**Aggiornamento**  
**28/05/2020**

# Variazione giornaliera dell'intensità del contagio (%).

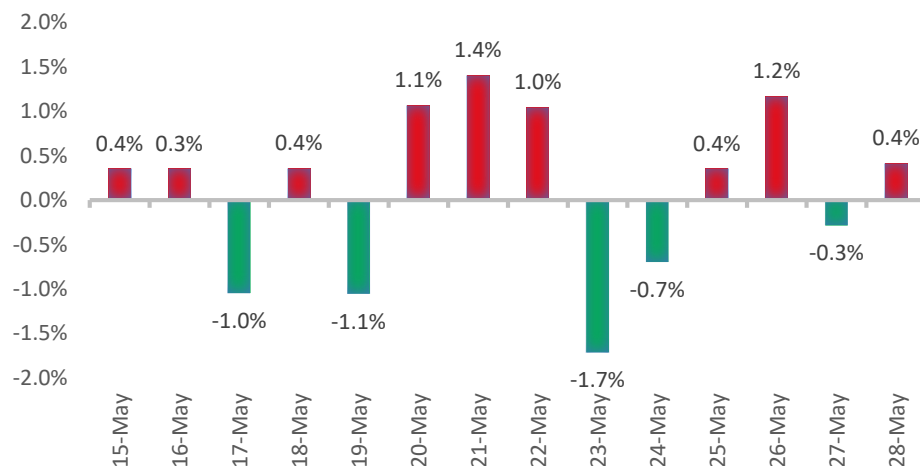
## ITALIA



## LOMBARDIA



## PIEMONTE



## EMILIA ROMAGNA

