

Regione Emilia-Romagna

**"INDICE"**  
**INDice Intensità**  
**Contagio Effettivo**  
**da Covid-19**

**Aggiornamento**  
**29/05/2020**

Rispetto a  
22/03/2020  
(=100)

**87.4**  
(-12.6%)

**87.8**  
(-12.2%)

**87.8**  
(-12.2%)

**127.5**  
(+27.5%)

**44.6**  
(-55.4%)

Rispetto al  
valore di picco  
(=100)

**71.7**  
(-28.3%)  
**Picco in data**  
**15/04/20**

**47.1**  
(-52.9%)  
**Picco in data**  
**30/03/20**

**59.8**  
(-40.2%)  
**Picco in data**  
**07/04/20**

**78.5**  
(-21.5%)  
**Picco in data**  
**13/04/20**

**39.3**  
(-60.7%)  
**Picco in data**  
**29/03/20**

Rispetto al  
28/05/2020

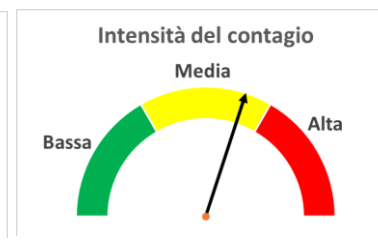
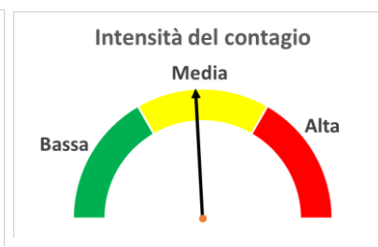
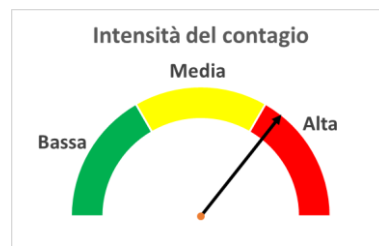
**+0.6%**

**+0.1%**

**+0.2%**

**+0.3%**

**-0.6%**

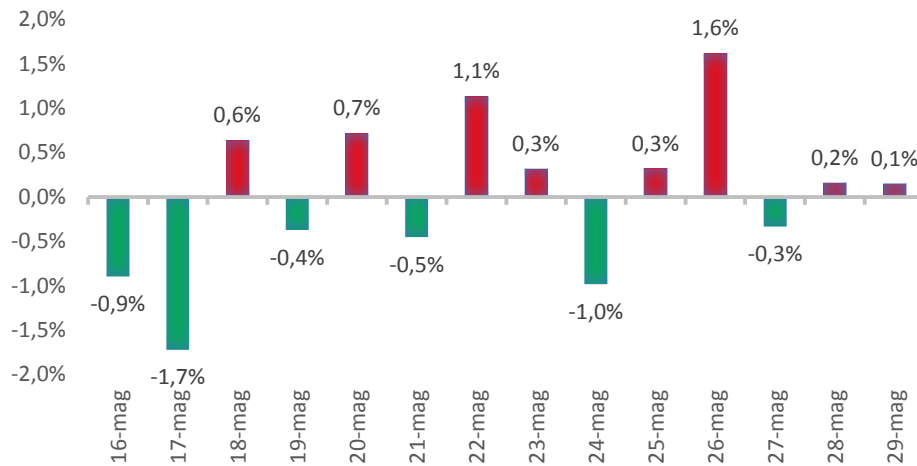


**"INDICE"**  
INDice Intensità  
Contagio Effettivo da  
Covid-19

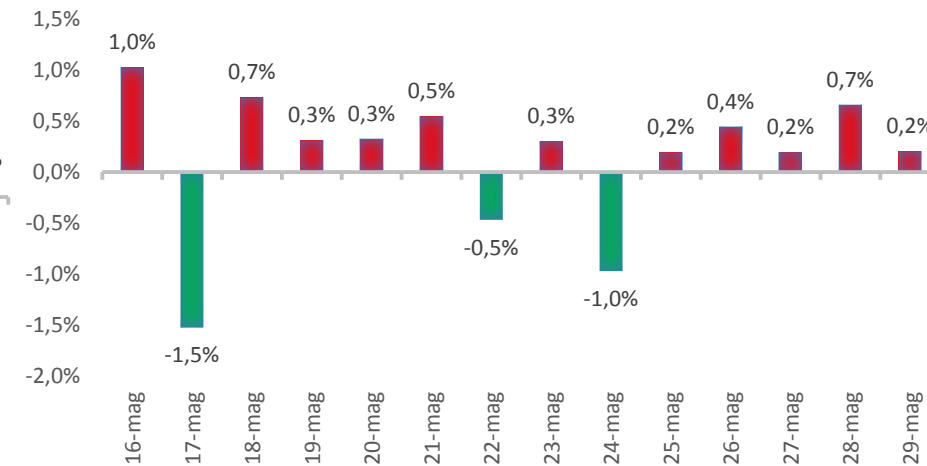
**Aggiornamento**  
**29/05/2020**

# Variazione giornaliera dell'intensità del contagio (%).

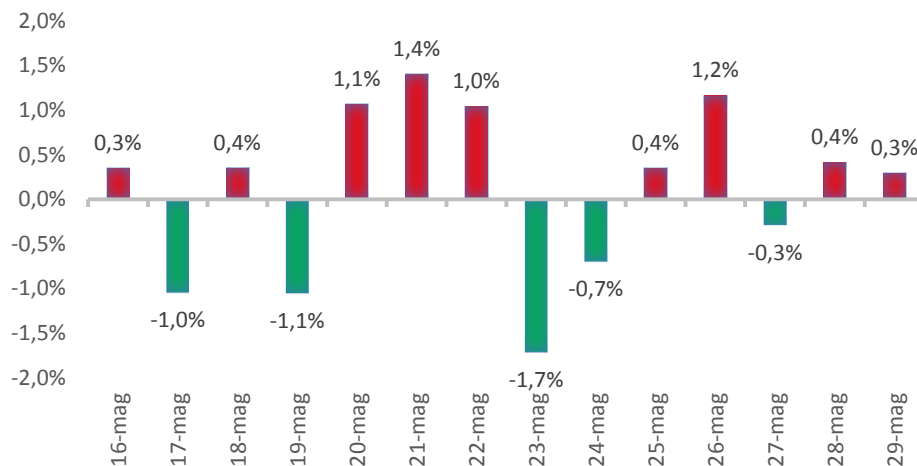
## ITALIA



## LOMBARDIA



## PIEMONTE



## EMILIA ROMAGNA

